

AccuCare Release Notes 9.8H

This version of AccuCare includes new updates to Custom Forms, general maintenance and bug fixes.

New Features

1. Additional Access Points for Custom Forms

Additional access points to Custom Forms have been added AccuCare to improve workflow efficiencies.

Those areas include:

- Client Intake
- Medication Management
- Screening/Supplements
- Assessments
- Scheduler
- Episodes of Care

File > Client Intake and Administration

Search by: Last Name SSN Client Ref. #

Begin with or matches:

Kenneth Adams
SSN: 09/13/1977

Demographics | Contact Info | Military Status | AIAN | Legal Status | Case Management | Schedule | Comments

Title
First Name* Kenneth
Middle Name
Last Name* Adams
Date of Birth 09/13/1977
Gender* M
Social Security #
Client Reference #
Nickname

First Encounter Date 12/15/2015
Marital Status
Work Status
Religion
Race
Ethnic Group
Privacy Agreement Signed
Archived

New Edit Delete Save Cancel Print File & Sign Custom Forms Exit to Main Menu Exit

Medication Management

Client: Adams, Kenneth Prescription Notifications: 5 Pending

Medications
No Medications Recorded.

Custom Forms

Client Vitals

e-Prescribe

Allergies
Allergy Management
No Allergies Recorded.

Medication Management
Problems
ICD9 Code Description Onset Date
No Problems Recorded.

Problem Management

Reports Close

File > Open Assessment

Search by: Last Name SSN Client Reference #

Begin with or matches:

Adams, Kenneth

Select Questionnaire Type: Adult

Date	Interviewer	Questionnaire	File/Sign Status	Select
02/07/2016	PAL	Adult	--	▼

Client Intake New Modify Delete Reports File and Sign Custom Forms Close

File > Screening Tools / Supplements

Search by: Last Name SSN Client Ref. #

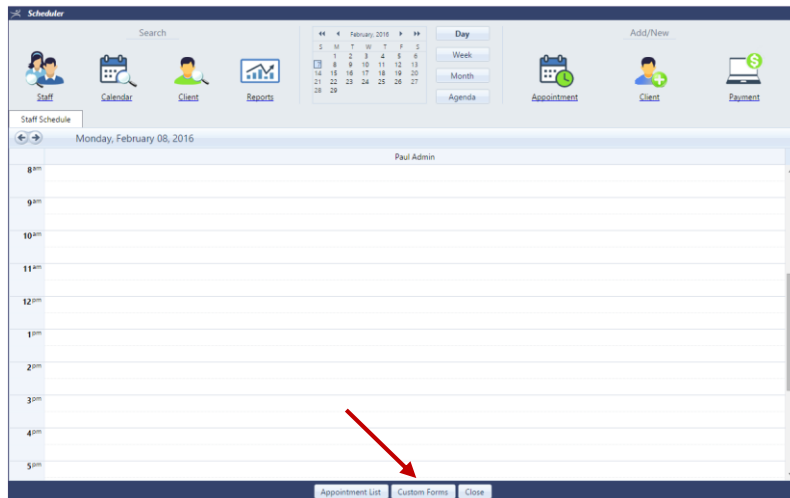
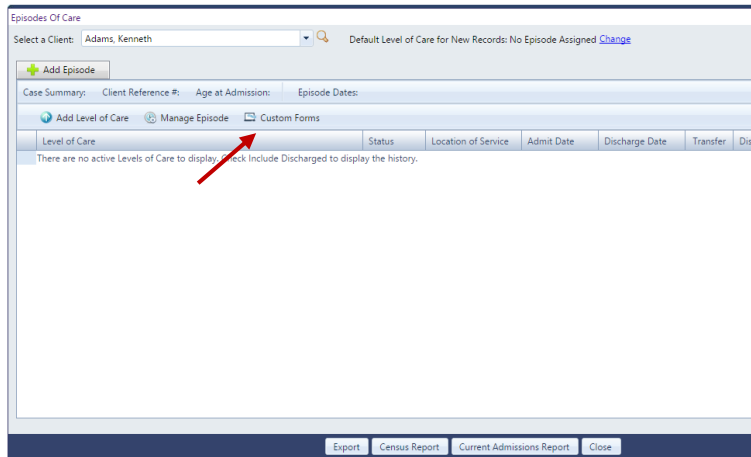
Begin with or matches:

Adams, Kenneth

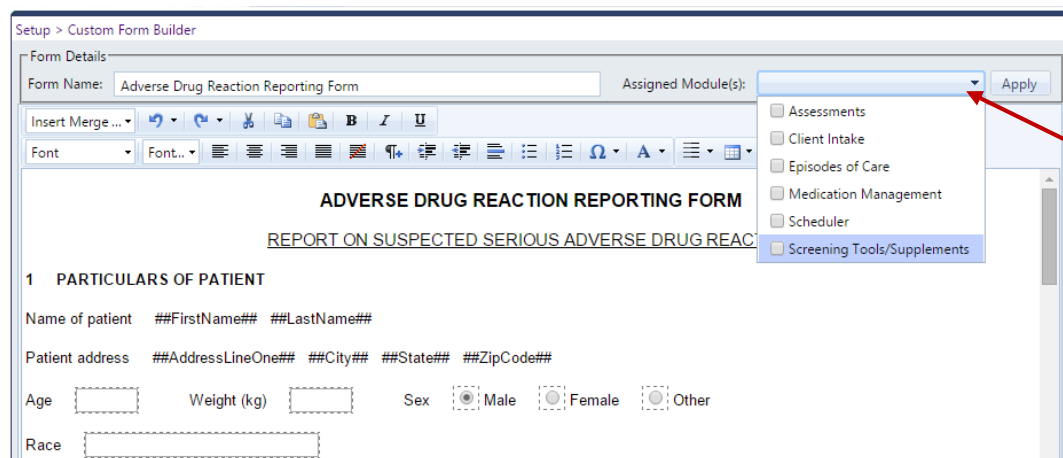
Retain Filters

Supplement Selection	Creation Date Date Range Filter	Created By	Supplement Type
Reset	02/07/2016 till	Paul Admin	South Oaks Gambling Screen (SOGS)

New Modify Delete Preview Print File and Sign Custom Forms Exit



Users are also able to assign what published custom forms appear for each module. This can be done in the Custom Forms Builder. For example, a user can publish a custom form, and only have it appear in Medication Management when the Custom Forms button from Medication Management is selected.



After the Custom Form is created or published, and assigned a module, they can be re-assigned through the main Custom Forms screen.

Setup > Custom Form Builder

Name	Assigned Module(s)	Created By	Last Modified	Published	Archived	Select
Adolescent Supplement - Developmental History v11-19-15	Assessments	Warren Daniels	02/07/2016	Yes	No	<input type="checkbox"/>
Adverse Drug Reaction Reporting Form	Medication Management	Warren Daniels	02/07/2016	No	No	<input type="checkbox"/>
Initial Contact Form	Client Intake Episodes of Care Scheduler	Warren Daniels	02/07/2016	Yes	No	<input type="checkbox"/>
Medication Error Report	Medication Management	Warren Daniels	02/07/2016	Yes	Yes	<input type="checkbox"/>
Medication Error Report v2		Warren Daniels	10/23/2015	No	No	<input type="checkbox"/>
Nursing Assessment	Client Intake Medication Management	Ryan B. Administrator	02/07/2016	No	No	<input type="checkbox"/>
PRESCREENING Adolescent v10-15		Warren Daniels	01/11/2016	Yes	No	<input checked="" type="checkbox"/>
PRESCREENING Adult v10-15		Warren Daniels	01/12/2016	Yes	No	<input type="checkbox"/>
PRESCREENING Residential v10-15		Warren Daniels	01/10/2016	Yes	No	<input type="checkbox"/>

Add **Edit** **Modify Details** **Create Copy** **Delete** **Demo Form** **Preview Report** **Publish** **Archive** **Close**

orm Client Intake Episodes of Care Scheduler Warren Daniels 02/07/

r Report Medication Management Warren Daniels 02/07/

r Report v2 Warren Daniels 10/23/

ment Client Intake Medication Management Ryan B. Administrator 02/07/

Adolescent v10-15

Adult v10-15

Residential v10-15

Modify Details

Form Name: PRESCREENING Adolescent v10-15

Assigned Module(s):

- Assessments
- Client Intake
- Episodes of Care
- Medication Management
- Scheduler
- Screening Tools/Supplements

Add **Edit** **Modify Details** **Create Copy** **Delete** **Demo Form** **Preview Report** **Pu**

Enhancements and Bug Fixes

REMINDER: It is recommended that you are operating the AccuCare Web system on Internet Explorer 11 or higher, Firefox or Chrome. Some features in AccuCare are not supported in older browsers, therefore may not function properly.

- Minor fixes in Scheduler to how the system allows users to modify existing appointments
- Improvements to user identification in Episodes of Care
- Enhancements to schedule tab in User Setup to allow for sortable grids
- Converted how font size displayed in Custom Form Builder (from pixels to points)
- Enhanced Client Diagnosis view to expand or collapse for additional information
- Additional maintenance to improve speed and efficiency of system